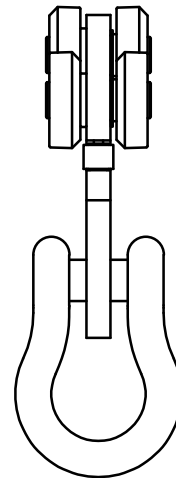

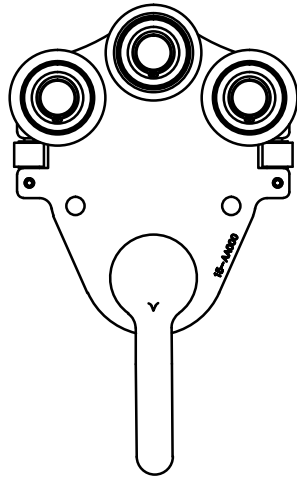


TECHNICAL DATA SHEET

MONORAIL TRAVELER

TRAVELER

LINEAR
ACCESS SOLUTIONS



MONORAIL TRAVELER PROPERTIES	
MATERIAL	STAINLESS STEEL
RATED WORKING LOAD	1,250 lbs

DESIGN NOTES:

1. ANCHORAGE SYSTEM IS DESIGNED IN ACCORDANCE WITH FEDERAL OSHA STANDARDS AND THE ANSI I-WCA I-14 WINDOW CLEANING SAFETY STANDARD.
2. EACH MONORAIL SECTION IS RATED FOR 1,000 lbs FROM A PRIMARY LINE AND 1,250 lbs FROM A SAFETY LINE FOR A MAXIMUM SPAN OF 10'-0" (PLUS A 4:1 SAFETY FACTOR AGAINST FRACTURE OR DETACHMENT)
3. ALL ANCHORAGE COMPONENTS ARE EVALUATED BY TYPICAL STRUCTURAL CALCULATIONS AND/OR APPROVED TESTING METHODS.

ROOFTOP ANCHOR

PROPRIETARY AND CONFIDENTIAL

The information contained in this drawing is the sole property of Rooftop Anchor, Inc. Any reproduction in part or as a whole without written permission of Rooftop Anchor, Inc. is prohibited.

